


FEATHER

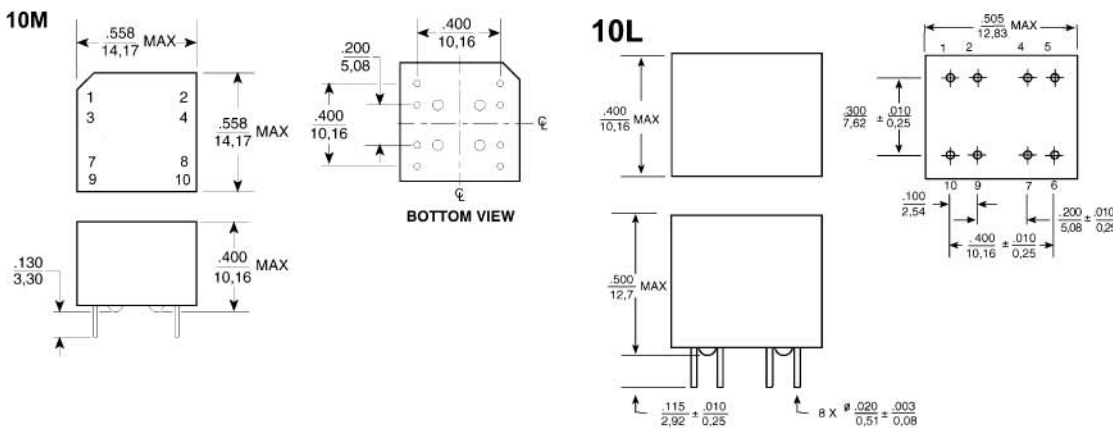
- Reduces radiated EMI emissions.
- Filters common mode noise for EMI reduction.
- Common mode attenuation from 100KHz to 1 GHz.



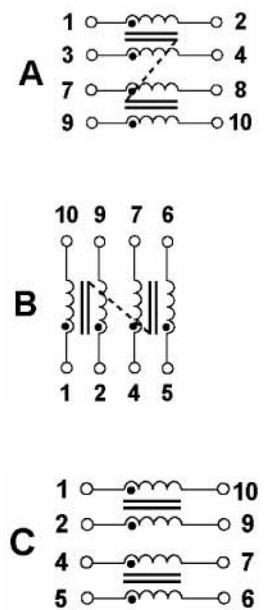
ELECTRICAL SPECIFICATIONS@25°C -OPERATING TEMPERATURE 0°C TO 70°C

Part no.	No. of Lines	Primary Inductance OCL (μH MIN)	Common Mode Attenuation (dB TYP)										DCR (Ω MAX)	Page Number Of Mech. & Schem.
			100KHz	1MHz	10MHz	30MHz	50MHz	100MHz	300MHz	500MHz	1GHz			
TC-70T240MA	2	24	1	14	28	32	33	28	13	5	-	0.30	6M-A	
TC-70T690DB	3	69	8	22	29	29	28	26	20	15	-	0.20	6D-B	
TC-72T240MA	4	24	-	21	32	38	39	34	24	13	-	0.30	8M-A	
TC-72T360SA	4	36	8	24	37	40	40	38	30	24	-	0.20	8S-A	
TC-72T500XB	4	50	14	34	45	49	50	47	20	15	10	0.30	8X-B	
TC-72T680LB	4	68	7	24	37	41	42	40	31	27	-	0.35	8L-B	
TC-72T680DA	4	68	8	23	29	29	28	25	17	11	-	0.20	8D-A	
TC-72T141XB	4	140	14	33	44	48	48	43	33	28	19	0.60	8X-B	
TC-74T102MA	4	1000	28	41	42	32	22	-	-	-	-	0.70	10M-A	
TC-74T472MA	4	4700±30%	40	51	37	28	23	20	-	-	-	1.00	10M-A	
TC-74T602MA	4	6000	44	54	33	32	29	-	-	-	-	1.40	10M-A	
TC-74T332LB	4	3290	40	51	37	28	23	20	-	-	-	1.00	10L-B	
TC-78T141MA	2	140	14	34	45	49	50	47	38	12	25	0.60	4M-A	
TC-78T680DB	2	68	8	25	33	32	30	27	18	12	-	0.20	4D-B	

Mechanicals



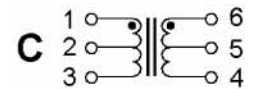
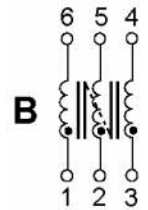
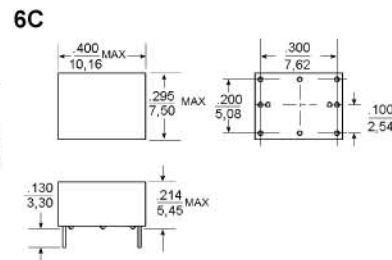
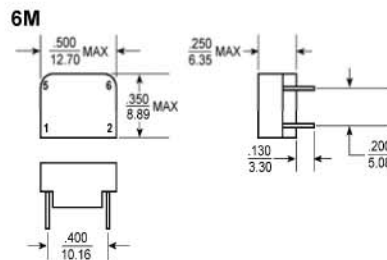
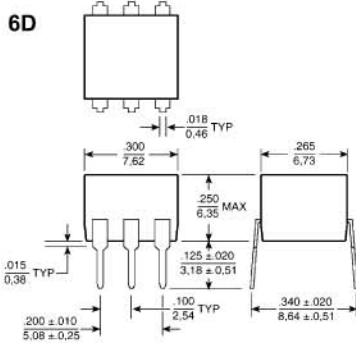
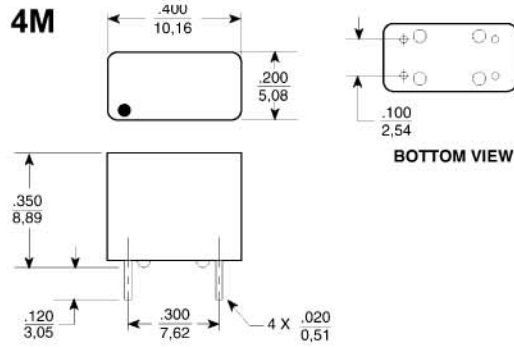
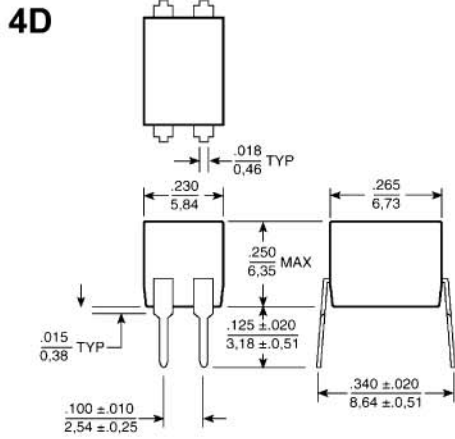
Schematics



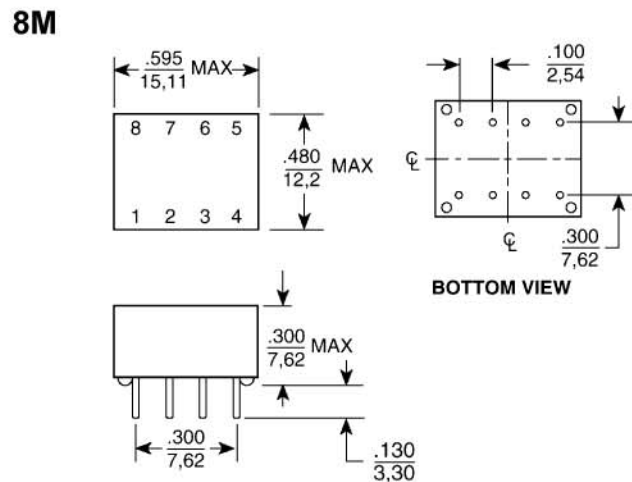
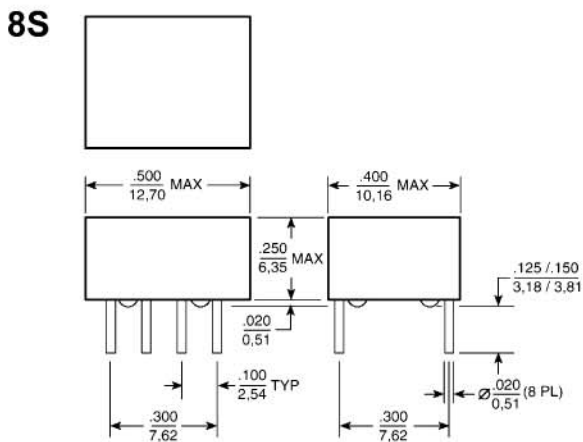
Dimensions:inches/mm

Unless otherwise specified,all tolerances are ±.010/±0.25

Schematic

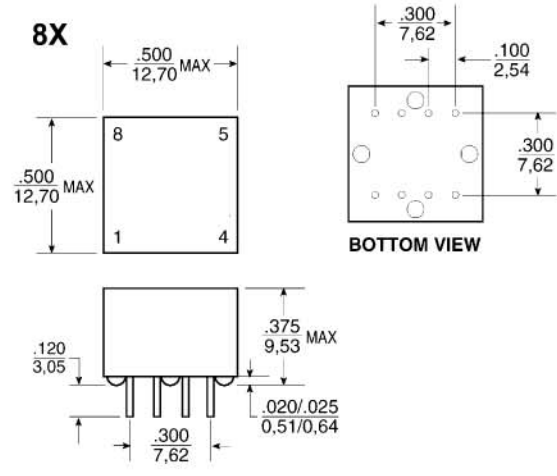
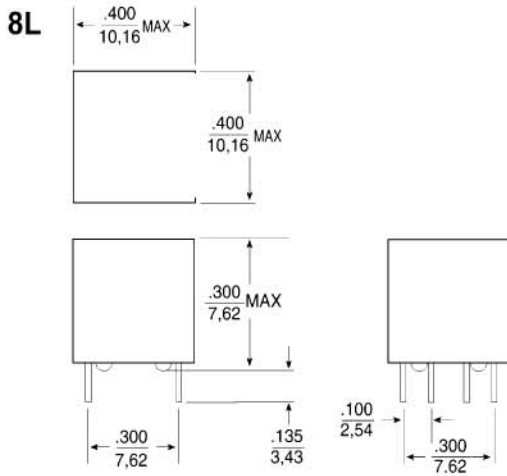


Mechanicals

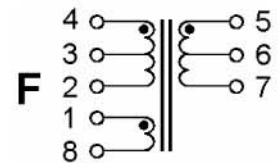
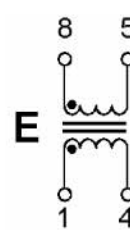
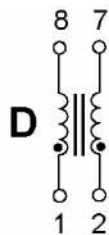
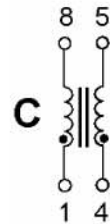
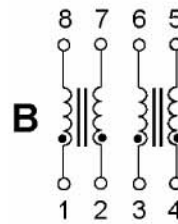
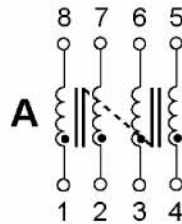
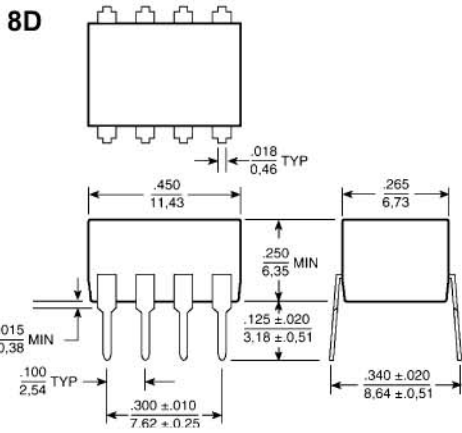


Dimensions: inches/mm

Unless otherwise specified, all tolerances are $\pm.010/\pm 0.25$



SCHEMATIC



Dimensions: inches/mm

Unless otherwise specified, all tolerances are $\pm .010/\pm 0.25$